





# Show Ready SR

Space Only Stand Packages

Express your brand easily, cost effectively and sustainably




# Why choose Show Ready?

**If you're thinking about using a Show Ready Exhibition Stand package, here are some reasons why it'll be a great choice for you:**

- Perfect for spaces between 18 and 50 sqm -
- Great for upgrading from shell scheme -
  - Easy for first-time exhibitors -
  - Quick for experienced exhibitors -
  - Simple to use across multiple events -






# Cost effective

More bang for your buck

All of your exhibiting essentials are bundled into one, affordable package. It's cheaper than a full custom build and has more branding opportunities than a shell scheme.



# Zero fuss

Choose, enhance, upload

The Show Ready process is quick and easy. All you need to do is pick a package, add your enhancements and send us your artwork. We'll take care of the rest.



# Reusable

Sustainable space only

Every part of a Show Ready Exhibition Stand package is either reusable or recyclable. From graphics and carpets to tables and chairs, we'll make sure nothing goes to waste.



EXHIBITING ESSENTIALS

# What's in it for you?

We're the full package, a start-to-finish space only solution.

All of your exhibiting essentials are included with every one of our Show Ready Exhibition Stand package.


*The only thing you need to do is tell us what extras you want and send us your artwork - **we'll do the rest.***



Stand structure including full-colour tensioned, wall graphics.




Low-energy, high output LED spotlights.



Velour carpet with polythene protection during build.




Health and safety planning, project management and venue liaison.



Installation and dismantling.



Additional electrical sockets and power supply, including testing.



# Choose

a package

We've got a great range of stands to suit your exhibiting needs - from product demonstration to meeting zones.

# Enhance

your stand


With plenty of stand enhancements you're sure to find all the extra pieces you need to customise your stand.

# Upload

your artwork

The final step is sending us your artwork, and if you need help, our in-house graphics team can amend or create it for you!\*

\*hourly charges apply.



# Frome

One open side

Surround your visitors in your brand experience with this option specially designed for spaces with a single opening from the aisle.

Great for hosting meetings, VIP guests and even seminars and small presentations.






# Nile

One open side

Need some extra storage space?

This package option gives you a wrap-around brand experience with the practical benefits of somewhere to store your belongings out-of-sight.






# Avon

Two open sides

A great space for a variety of exhibiting needs, with a storage area for keeping extras out of sight.

This space is incredibly versatile, great for meeting zones, product launches and plenty of wall graphic space for getting your brand noticed.








# Clyde

Two open sides

Simple yet effective, this option gives you plenty of space to tell your brand story through graphics and equal opportunity to get the most out of your floor space.

This style of space is great for floor-based product displays, meeting zones and demonstration areas.





# Hudson

Two open sides

Make a statement with your key brand messaging with this arch-tower combination space.

Great for meeting and product launch activations, the layout of this option allows you to easily divide the space and create the areas that will work for you.






# Inari

Two open sides

This option includes a storage area for keeping your extras out of sight, plus a slightly protruding feature wall to help frame your key messaging.

Ask us about our back-lighting options to add a little extra power to your graphics.






# Ohio

## Two open sides

This 2 open side design, offers a point of difference with the flat corner, allowing maximum floorspace with options for a lightbox to make sure you stand out.



# Boyne

## Three open sides

In addition to the huge amount of branding space on the back wall, this option includes an angled feature wall for grabbing extra attention that also doubles up as a storage area.

This option is popular for creating meeting spaces and drawing attention to new product or service offerings.





# Danube

Three open sides

This package is designed for making a statement while remaining pragmatic with its storage area. The elevated graphic space allows you to extend your reach across the show floor - we can even illuminate it for you.

Popular uses include launching new messaging, maintaining a brand presence and hooking visitors for quick demonstrations.







# Elbe

## Three open sides

This package is versatile and striking while maintaining easy access from all three sides.

With this package, you can make full use of your floor space while your artwork helps you hook visitors in off the aisle.






# Mekong

Three open sides

Similar to the Elbe package, this option also includes a feature wall that doubles up as a storage space.

Use it to push any key messages, feature a big hero graphic or mount a TV for prime viewing space.








# Garda

Three open sides

The archway on this space offers something a little more unique to steal attention away from your competitors.

Featuring elevated graphics, the archway can also be a good place to mount a small TV for that extra bit of “wow”.



# Klondike

## Island stand

The tower structure that forms this package is perfect for larger spaces. It gives you a focal point for your messaging and lots of space to move around the outside for you and your guests.

Add some lounge furniture to create comfortable meeting spaces, they go together well with this type of space.



# Loire

## Island stand

Two walls, an archway and four open sides gives you 360° brand exposure. You can brand the inside and outside of both walls and the off-set layout means your messaging remains in view.

This layout helps you get a lot of your floor space back to use for meetings, displays or demonstrations. The choice is entirely yours and the options are endless.



EXHIBITOR ENHANCEMENTS

# Enhance your stand

We've got experts on-hand that can help tailor your stand to suit your specific exhibiting requirements, or you can download our exhibitor catalogue and express yourself!

Why not try adding custom furniture, AV content, overhead banners, fully branded counters and more.

[Speak to our team for more information.](#)

---

*Make the stand yours with an assortment of customisation options.*



EXHIBITOR ENHANCEMENTS

# Floor covering

Our range of velour carpets are included with your stand package. All you need to do is choose a colour that suits your branding, we'll take care of the installation and recycling after the event for you.

[Speak to our team for more information.](#)

*A high-quality stand can only be finished with great carpet.*



EXHIBITOR ENHANCEMENTS

# Reboard ready

If you're after graphics options that really help shout about your brand, why not take a look at our fantastic Reboard options - they're fully printed with your graphics and they're either yours to keep after the show, or we'll fully recycle them for you.

[Speak to our team for more information.](#)

*Bring the stand to life with an assortment of fully printed graphic options.*



\*Images for reference only, product scale not proportionate.



EXHIBITOR ARTWORK

# Upload your artwork

We'll let you know when your artwork is due to go into production, all you need to do is send over your artwork and we'll take it from there.

[Speak to our team for more information.](#)


*Our Show Ready spaces are a blank canvas, waiting for your brand.*

SHOW READY BROCHURE



If you're handling your own graphics, check out this handy guide on how to supply artwork correctly. Otherwise, if you need a little help with creating or amending artwork then fear not! Help is at hand with our in-house graphics department.\*

\*hourly charges apply.



# Clyde

## Product Display & Meetings

This is a great example of how a seemingly simple stand layout can be used for multiple objectives. The graphics are bold and clear, the display units create interest for the passing visitors and the comfortable seating area is great for kick-off meetings.

[S.L. Benfica | Brand Licensing Europe](#) ▶

To create this stand you'll need the following extras:

-   
 Product Display Unit
-   
 Lounge Seating
-   
 Coffee Table
-   
 LED Screen
-   
 Full Wall Graphics





# Klondike

## Meeting Space Stand


The University of Hull made full use of their island space at Global Offshore Wind with this tower stand. Using the stand to drive their messaging, they kept the space open for conversations and hooking people in off all four aisle directions.

[University of Hull | Global Offshore](#) ▶


To create this stand you'll need the following extras:



Literature Holder



Bar Stool



Bar Table



LED Screen



Full Wall Graphics



# Danube

## Product Networking Zone


Densify went with a dual networking and product demonstration layout for their space at Data Centre World. The demo area was big enough to host two groups of visitors at the same time, while enough space was left on the stand for conversations to take place afterwards.

[Densify | Data Centre World](#) ▶

To create this stand you'll need the following extras:



Branded Counter



Bar Stool



Bar Table



LED Screen



Full Wall Graphics





# Ready to talk?

Get in touch with us today!

We'll make sure you're Show Ready for your opening day.

Get in touch with our team today.

**+44 (0)2476 380 180**

